


AC/DC Switching Open Frame



DIMENSIONS : 211(L) x 128(W) x 55(H)mm

ELECTRICAL SPECIFICATIONS

- Input range : 90 ~ 264/127~380VAC
- Input Frequency : 47 - 440Hz
- Inrush Current (25°C) 20A @ 110VAC; 40A @ 220VAC MAX


OUTPUT

- Short Protection: Autorecovery
- Overload Protection: Automatic Power Limited
- Over Voltage Protection: Autorecovery
- Hold-up time : 16ms
- Outputs Can Be Modified From 3V~200VDC

ENVIRONMENTAL

- Operating Temperature -15 ~ 50°C, Ambient
- Operating Humidity 5 ~ 95% RH, No Condensing
- Storage Temperature -20 ~ 85°C, Ambient
- Vibration 2G, 10~500Hz, 3 axes

SAFETY STANDARD

-  UL 1950 APPROVAL
- CE Marking

EMC STANDARDS

- EN 55022 CLASS A
- EN 61000 -3-2 CLASS A
- EN 61000 -3-3, EN 55024
- (IEC 61000 -4-2, IEC 61000 -4-3
- IEC 61000 -4-4, IEC 61000 -4-5
- IEC 61000 -4-6, IEC 61000 -4-8
- IEC 61000 -4-11)

DC OUTPUT & FEATURES

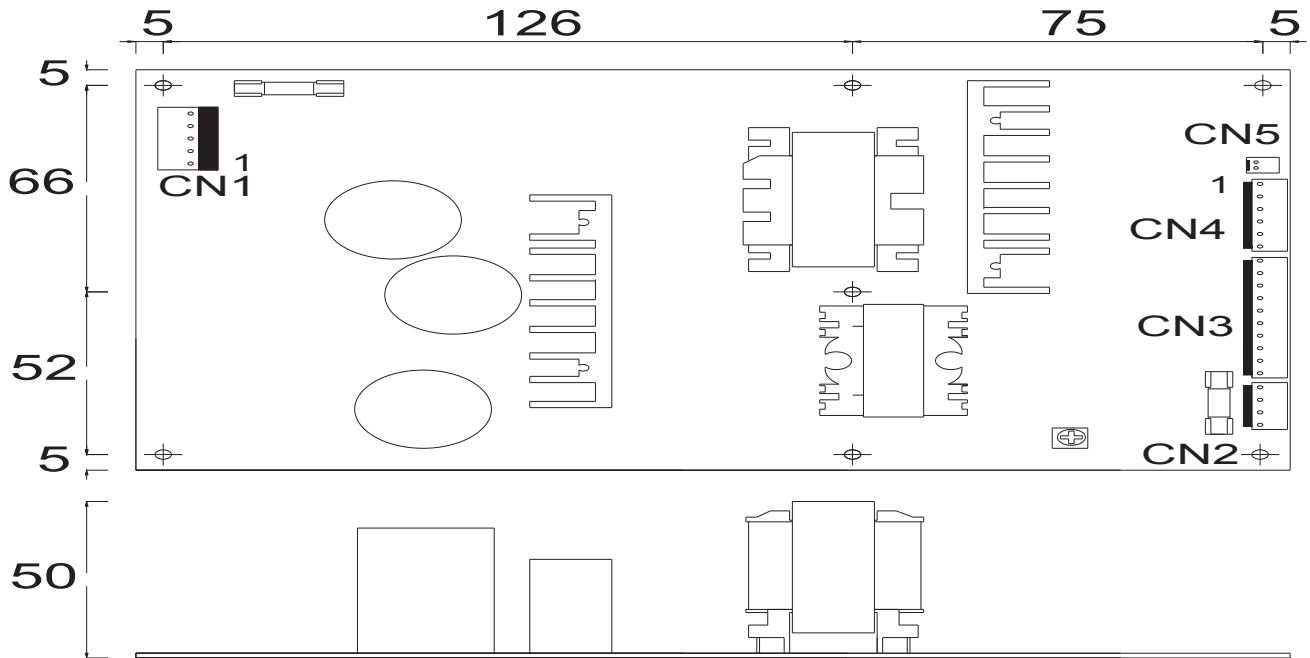
MODEL	O/P Volt Adj. ± %	Load(Current) ¹			Ripple & Noise ⁴	Line REG. ²	Load REG. ³	Efficiency ⁵	O.V.P. Trip point
		Min.	Rated	Max.					
F1166-1S	V1: +5V ±10%	2A	8A	8A	50mVp-p	±1%	±1%	72% Min.	5.8 ~ 7.0V
	V2: +12V-----	0A	3.5A	3.5A	120mVp-p	±2%	±6%		-----
	V2: -12V-----	0A	1A	1A	120mVp-p	±4%	±8%		-----
	V2: +24V±10%	0A	3A	3A	150mVp-p	±1%	±1%		-----

- NOTE:
1. Each output can provide up to maximum load, but total load can not exceed rated output power.
 2. Line regulation is measured from low line to high line at rated load.
 3. Load regulation is measured from 20% to 100% of rated load at 110VAC input.
 4. Ripple & Noise is measured by using a 0.1uF/630V metalized capacitor & a 47uF electrolytic capacitor parallel on the test point, at rated load and 110VAC input.
 5. Efficiency is measured at rated load and 110VAC input.
 6. Hold-up time is measured at rated load and 110VAC input.



AC/DC Switching Open Frame

MECHANICAL SPECIFICATION



Input connector (C N1):
 3.96mm crim p style connector
 3Pin(Pin 2 no pole) · 3.96mm

Pin	Input	Description
1	N	Neutral Terminal of AC Input
3	L	Line Terminal of AC Input

No Polarity At DC Input

CASENO: F1166
 UNIT: mm
 DIMENSIONS:
 211(L) x 128(W) x 55(H)mm

DC Output Connector (C N2):
 3.96mm crim p style connector
 Single output: 2Pin · 3.96mm
 Dual output: 3Pin · 3.96mm

Pin	Single	Dual	Description
1	G	V2	G: DC Output Ground Terminal Vx: DC Output Terminal
2	V1	G	
3	/	V1	(Specify at spec.)



SMP TECHNOLOGY, INC.

227 Technology Circle, Scotts Valley, CA 95066

Tel : (831) 440-9191 Fax : (831) 440-9195

http : //www.smp-tech.com

E-Mail : sales@smp-tech.com